



Design & Know

ALL THE INFO YOU NEED
TO HELP YOU CREATE THE
GARAGE YOU HAVE ALWAYS
WANTED.

YOUR GARAGE

PE COATING SYSTEMS

KEVIN CURRIE

General Manager


Phone: 780-915-6889

Email: Kevin@pecoatings.com



MODERN Blends


The blend of flake you choose should match your style. They should collaborate with the style of your garage. These blends are more on the modern side with all grey tones.



BLEND: DOMINO BLEND

This blend has the perfect combination of light and dark.


- **white, light grey, medium grey and black.**



BLEND: GREY SKY BLEND

A great blend when wanting to keep things light.

- **cream, light and medium grey.**



BLEND: NIGHTFALL BLEND

For those that like the darker side of things.

- **light grey, medium grays, and black.**

WARM Blends

Choose the blend that goes with the color of your walls, matches your cabinets and suites the toys you have in your garage. Whether that is your Harley or your Sports Car. These blends are on the warm side of design.



BLEND: MUSHROOM BLEND

This blend has a great combination of greys and beige.

- cream, brown, medium grays and bit of black.



BLEND: SHORELINE BLEND

Going to for the great beige look. Keep the place bright.

- cream, light and medium brown and a bit of black.




BLEND: AUDIE BLEND

This blend is full of richer earthy tones and goes great with dark wood millwork.

- light beige, medium, dark brown and a bit of black.

CLIENTS REVIEWS



KATHY -

“Our floor was terrible. Now the floor is beautiful. We could throw a party in there. I highly recommend this product.”



JOSH -

“PE did an awesome job on my garage and storage room epoxy coating. Very professional to work with.”



NANCY -

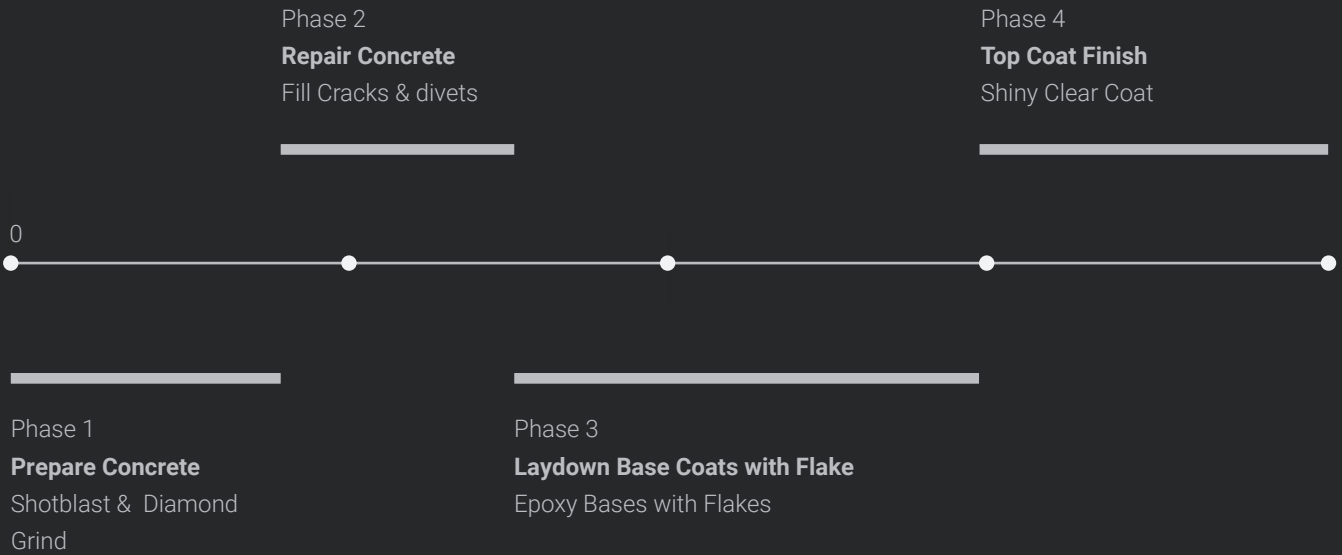
“Our new garage floor is so nice, it’s like having an extra room in the house.”



AUDREY -

“PE Coating Systems were the most professional and provided good recommendations and the quote arrived in 24 hours.”

PROJECT TIMELINE FOR FLAKE FLOOR SYSTEMS



Phase 01

PREPARE CONCRETE

We shotblast all of our floors and diamond grind all edges. This ensures the floor is properly prepared and will allow the new coating to adhere.

Phase 03

BASE COATS WITH FLAKE

Our base coat will grab onto the concrete and allow your floor to last. This coating is 8 times stronger than concrete. Our flakes help create a strong bond between all the layers.

Phase 02

REPAIR CONCRETE

We repair all cracks and divets in the floor to guarantee that your floor looks as perfect as it possibly can.

Phase 04

TOP CLEAR COAT

Our clear coat is a polyaspartic coating that is shiny, strong and make your floor look the way it should. We apply the perfect amount of clear to allow your garage to be easy to clean.

**We want to help you create the garage
you have always dreamed of having.**



**kevin@pecoatings.com
780-915-6889
PECOATINGS.COM**